

**London Borough of Harrow Pension Fund ('the Fund')**

Date: 18 September 2017  
 Prepared for: Pension Fund Committee ('the Committee')  
 Prepared by: Colin Cartwright  
 Joseph Peach

## Quarterly Trigger Monitoring - Q2 2017

**Introduction**

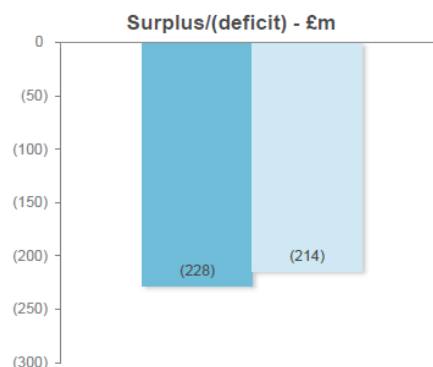
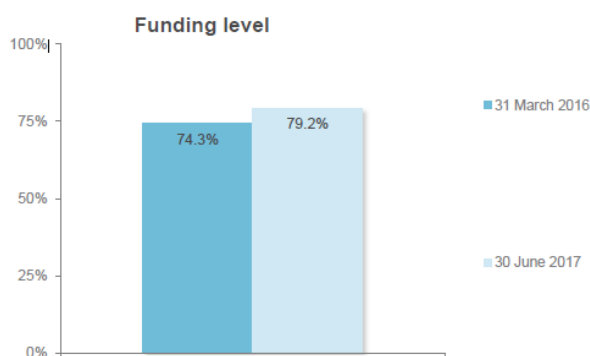
The purpose of this short report is to provide an update on the status of three de-risking triggers which the Committee have agreed to monitor on a quarterly basis. The three triggers are related to:

- The Fund's funding level
- Yield triggers based on the 20 year spot yield
- Aon Hewitt's view of bond yields

**Funding level**

The charts and table below show the Fund's funding level at the end of the quarter compared with the level at the last actuarial valuation as at 31 March 2016.

The funding level as at 30 June 2017 was 79.2%, compared to 74.3% as at 31 March 2016.



**Ongoing funding basis**

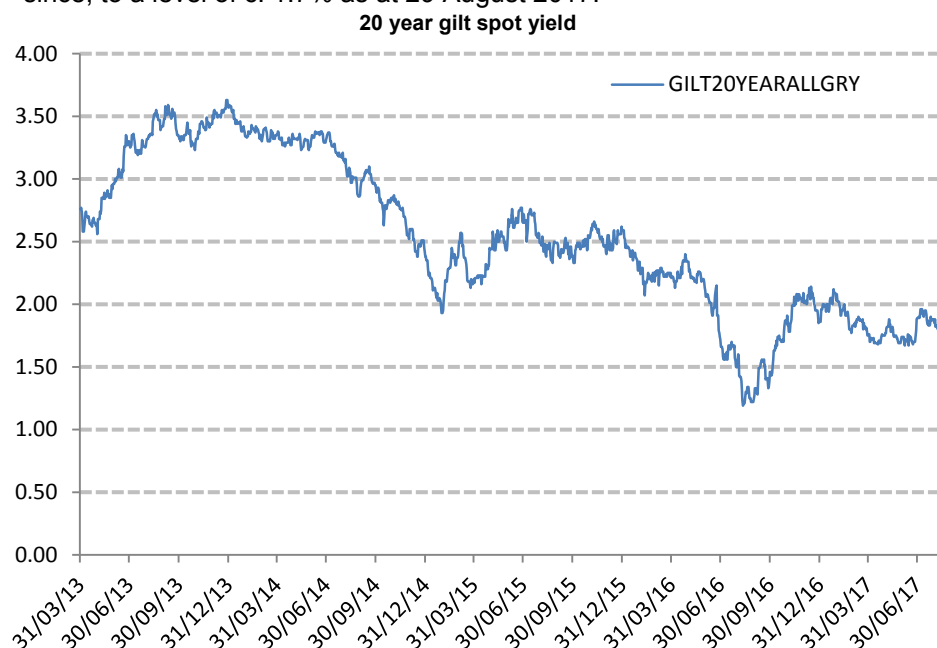
£m	31 Mar 2016	31 Mar 2017	30 Jun 2017
Assets	661	807	815
Liabilities	889	1,041	1,030
Surplus/(deficit)	(228)	(235)	(214)
Funding level	74.3%	77.5%	79.2%

Source: Hymans Robertson

Registered office:

## 20 year spot yield

The chart below shows the movement of the 20 year spot yield from 31 March 2013 to 29 August 2017. Yields ended the second quarter of 2017 at c.1.9%, a rise from their c. 1.8% level at the end of Q1 2017. Yields rose marginally shortly after the end of Q2 2017, but have fallen again since, to a level of c. 1.7% as at 29 August 2017.



## Aon Hewitt views on bond yields

The table below sets out Aon Hewitt's views versus the market in terms of spot and forward rates as at 9 August 2017.

### Summary of market spot and forward rates versus Aon Hewitt's views

	9 August 2017	In 3 years			In 5 years		
	20 year Spot Rate	Market Pricing	AH View	Diff	Market Pricing	AH View	Diff
<b>Real</b>	-1.7%	-1.5%	-0.9%	+0.6%	-1.5%	-0.7%	+0.8%
<b>Nominal</b>	+1.8%	+2.1%	+2.5%	+0.4%	+2.2%	+2.8%	+0.6%
<b>Breakeven*</b>	+3.6%	+3.7%	+3.4%	-0.3%	+3.8%	+3.5%	-0.3%

\* AH view on breakeven inflation includes an allowance for an inflation risk premium above expected inflation  
Totals may not sum exactly due to rounding

As shown by these figures, we believe that rates will rise faster than the market is indicating. We also believe that the market is overstating breakeven inflation expectations.

## Conclusion

Whilst there has been an improvement in funding level, long term bond yields remain at low levels. Aon Hewitt believe that yields will rise faster than indicated by the market over the next three and five year period.

No de-risking actions are recommended at the current time, whilst the Fund's revised investment strategy is implemented.

## Disclaimer

This document and any enclosures or attachments are prepared on the understanding that it is solely for the benefit of the addressee(s). Unless we provide express prior written consent, no part of this document should be reproduced, distributed or communicated to anyone else and, in providing this document, we do not accept or assume any responsibility for any other purpose or to anyone other than the addressee(s) of this document.

Notwithstanding the level of skill and care used in conducting due diligence into any organisation that is the subject of a rating in this document, it is not always possible to detect the negligence, fraud, or other misconduct of the organisation being assessed or any weaknesses in that organisation's systems and controls or operations.

This document and any due diligence conducted is based upon information available to us at the date of this document and takes no account of subsequent developments. In preparing this document we may have relied upon data supplied to us by third parties (including those that are the subject of due diligence) and therefore no warranty or guarantee of accuracy or completeness is provided. We cannot be held accountable for any error, omission or misrepresentation of any data provided to us by third parties (including those that are the subject of due diligence). This document is not intended by us to form a basis of any decision by any third party to do or omit to do anything.

Any opinions or assumptions in this document have been derived by us through a blend of economic theory, historical analysis and/or other sources. Any opinion or assumption may contain elements of subjective judgement and are not intended to imply, nor should be interpreted as conveying, any form of guarantee or assurance by us of any future performance. Views are derived from our research process and it should be noted in particular that we cannot research legal, regulatory, administrative or accounting procedures and accordingly make no warranty and accept no responsibility for consequences arising from relying on this document in this regard.

Calculations may be derived from our proprietary models in use at that time. Models may be based on historical analysis of data and other methodologies and we may have incorporated their subjective judgement to complement such data as is available. It should be noted that models may change over time and they should not be relied upon to capture future uncertainty or events.